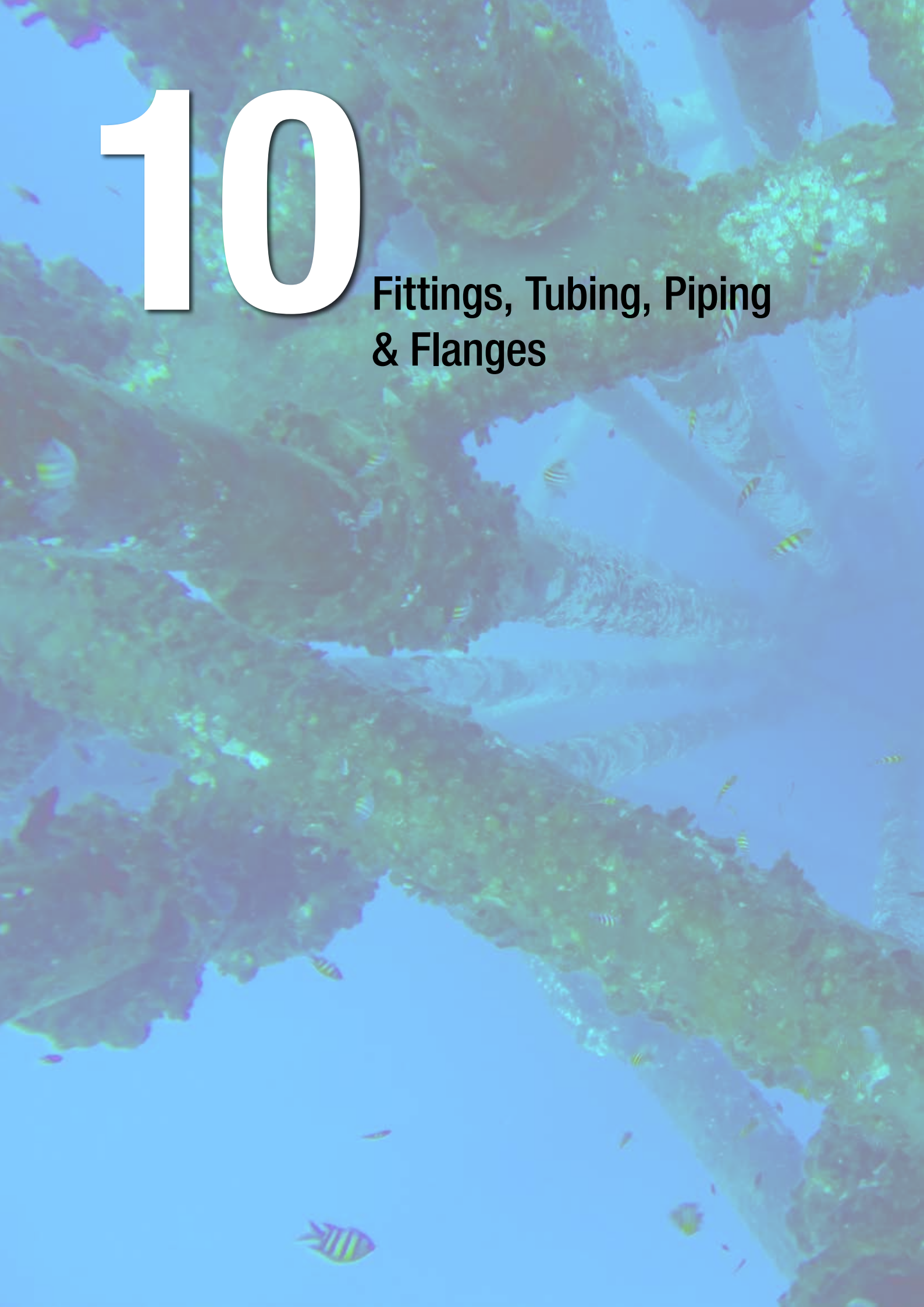


10

Fittings, Tubing, Piping & Flanges





FEMALE ELBOW

Size	Part.no. NPT	Part.no. BSP
1/8"	FE1NS-150	FE1PS-150
1/4"	FE2NS-150	FE2PS-150
3/8"	FE3NS-150	FE3PS-150
1/2"	FE4NS-150	FE4PS-150
3/4"	FE6NS-150	FE6PS-150
1"	FE8NS-150	FE8PS-150
1 1/4"	FE10NS-150	FE10PS-150
1 1/2"	FE12NS-150	FE12PS-150
2"	FE16NS-150	FE16PS-150
2 1/2"	FE20NS-150	FE20PS-150
3"	FE24NS-150	FE24PS-150
4"	FE32NS-150	FE32PS-150



FEMALE RED ELBOW

Size	Part.no. NPT	Part.no. BSP
1/2" x 1/4"	FRE4-2NS-150	FRE4-2PS-150
3/4" x 1/2"	FRE6-4NS-150	FRE6-4PS-150
1" x 1/2"	FRE8-4NS-150	FRE8-4PS-150




FEMALE ELBOW 45 DEG

Size	Part.no. NPT	Part.no. BSP
1/4"	FVE2NS-150	FVE2PS-150
3/8"	FVE3NS-150	FVE3PS-150
1/2"	FVE4NS-150	FVE4PS-150
3/4"	FVE6NS-150	FVE6PS-150
1"	FVE8NS-150	FVE8PS-150
1 1/4"	FVE10NS-150	FVE10PS-150
1 1/2"	FVE12NS-150	FVE12PS-150
2"	FVE16NS-150	FVE16PS-150



MALE X FEM. STREET ELBOW

Size	Part.no. NPT	Part.no. BSP
1/8"	SE1NS-150	SE1PS-150
1/4"	SE2NS-150	SE2PS-150
3/8"	SE3NS-150	SE3PS-150
1/2"	SE4NS-150	SE4PS-150
3/4"	SE6NS-150	SE6PS-150
1"	SE8NS-150	SE8PS-150
1 1/4"	SE10NS-150	SE10PS-150
1 1/2"	SE12NS-150	SE12PS-150
2"	SE16NS-150	SE16PS-150
2 1/2"	SE20NS-150	SE20PS-150
3"	SE24NS-150	SE24PS-150
4"	SE32NS-150	SE32PS-150



MALE X FEM. STREET ELBOW 45 DEG

Size	Part.no. NPT	Part.no. BSP
1/4"	SVE2NS-150	SVE2PS-150
3/8"	SVE3NS-150	SVE3PS-150
1/2"	SVE4NS-150	SVE4PS-150
3/4"	SVE6NS-150	SVE6PS-150
1"	SVE8NS-150	SVE8PS-150
1 1/4"	SVE10NS-150	SVE10PS-150
1 1/2"	SVE12NS-150	SVE12PS-150
2"	SVE16NS-150	SVE16PS-150



FEMALE TEE

Size	Part.no. NPT	Part.no. BSP
1/4"	FT2NS-150	FT2PS-150
3/8"	FT3NS-150	FT3PS-150
1/2"	FT4NS-150	FT4PS-150
3/4"	FT6NS-150	FT6PS-150
1"	FT8NS-150	FT8PS-150
1 1/4"	FT10NS-150	FT10PS-150
1 1/2"	FT12NS-150	FT12PS-150
2"	FT16NS-150	FT16PS-150
2 1/2"	FT20NS-150	FT20PS-150
3"	FT24NS-150	FT24PS-150
4"	FT32NS-150	FT32PS-150



FEMALE CROSS

Size	Part.no. NPT	Part.no. BSP
1/4"	FX2NS-150	FX2PS-150
3/8"	FX3NS-150	FX3PS-150
1/2"	FX4NS-150	FX4PS-150
3/4"	FX6NS-150	FX6PS-150
1"	FX8NS-150	FX8PS-150
1 1/4"	FX10NS-150	FX10PS-150
1 1/2"	FX12NS-150	FX12PS-150
2"	FX16NS-150	FX16PS-150
2 1/2"	FX20NS-150	FX20PS-150
3"	FX24NS-150	FX24PS-150
4"	FX32NS-150	FX32PS-150



FEMALE Y-PIECE

Size	Part.no. NPT	Part.no. BSP
1/2"		FY4PS-150
3/4"		FY6PS-150
1"		FY8PS-150
1-1/4"		FY10PS-150
1-1/2"		FY12PS-150
2"		FY16PS-150





FEMALE RED TEE

Size	Part.no. NPT	Part.no. BSP
3/4" X 1/2"	FRT6-4NS-150	FRT6-4PS-150
1" X 1/2"	FRT8-4NS-150	FRT8-4PS-150



MALE HEX NIPPLE

Size	Part.no. NPT	Part.no. BSP
1/8"	HN1NS-150	HN1PS-150
1/4"	HN2NS-150	HN2PS-150
3/8"	HN3NS-150	HN3PS-150
1/2"	HN4NS-150	HN4PS-150
3/4"	HN6NS-150	HN6PS-150
1"	HN8NS-150	HN8PS-150
1 1/4"	HN10NS-150	HN10PS-150
1 1/2"	HN12NS-150	HN12PS-150
2"	HN16NS-150	HN16PS-150
2 1/2"	HN20NS-150	HN20PS-150
3"	HN24NS-150	HN24PS-150
4"	HN32NS-150	HN32PS-150




CLOSE NIPPLE

Size	Part.no. NPT
1/2"	CN4NS-150
3/4"	CN6NS-150
1"	CN8NS-150

**MALE HEX RED. NIPPLE**

Size	Part.no. NPT	Part.no. BSP
1/4" x 1/8"	HRN2-1NS-150	HRN2-1PS-150
3/8" x 1/8"	HRN3-1NS-150	HRN3-1PS-150
3/8" x 1/4"	HRN3-2NS-150	HRN3-2PS-150
1/2" x 1/8"	HRN4-1NS-150	HRN4-1PS-150
1/2" x 1/4"	HRN4-2NS-150	HRN4-2PS-150
1/2" x 3/8"	HRN4-3NS-150	HRN4-3PS-150
3/4" x 1/4"	HRN6-2NS-150	HRN6-2PS-150
3/4" x 3/8"	HRN6-3NS-150	HRN6-3PS-150
3/4" x 1/2"	HRN6-4NS-150	HRN6-4PS-150
1" x 1/4"	HRN8-2NS-150	HRN8-2PS-150
1" x 3/8"	HRN8-3NS-150	HRN8-3PS-150
1" x 1/2"	HRN8-4NS-150	HRN8-4PS-150
1" x 3/4"	HRN8-6NS-150	HRN8-6PS-150
1 1/4" x 1/4"	HRN10-2NS-150	HRN10-2PS-150
1 1/4" x 3/8"	HRN10-3NS-150	HRN10-3PS-150
1 1/4" x 1/2"	HRN10-4NS-150	HRN10-4PS-150
1 1/4" x 3/4"	HRN10-6NS-150	HRN10-6PS-150
1 1/4" x 1"	HRN10-8NS-150	HRN10-8PS-150
1 1/2" x 1/4"	HRN12-2NS-150	HRN12-2PS-150
1 1/2" x 3/8"	HRN12-3NS-150	HRN12-3PS-150
1 1/2" x 1/2"	HRN12-4NS-150	HRN12-4PS-150
1 1/2" x 3/4"	HRN12-6NS-150	HRN12-6PS-150
1 1/2" x 1"	HRN12-8NS-150	HRN12-8PS-150
1 1/2" x 1 1/4"	HRN12-10NS-150	HRN12-10PS-150
2" x 1/4"	HRN16-2NS-150	HRN16-2PS-150
2" x 3/8"	HRN16-3NS-150	HRN16-3PS-150
2" x 1/2"	HRN16-4NS-150	HRN16-4PS-150
2" x 3/4"	HRN16-6NS-150	HRN16-6PS-150
2" x 1"	HRN16-8NS-150	HRN16-8PS-150
2" x 1 1/4"	HRN16-10NS-150	HRN16-10PS-150
2" x 1 1/2"	HRN16-12NS-150	HRN16-12PS-150
2 1/2" x 1"	HRN20-8NS-150	HRN20-8PS-150
2 1/2" x 1 1/2"	HRN20-12NS-150	HRN20-12PS-150
2 1/2" x 2"	HRN20-16NS-150	HRN20-16PS-150
3" x 1"	HRN24-8NS-150	HRN24-8PS-150
3" x 1 1/2"	HRN24-12NS-150	HRN24-12PS-150
3" x 2"	HRN24-16NS-150	HRN24-16PS-150
4" x 2"	HRN32-16NS-150	HRN32-16PS-150
4" x 3"	HRN32-24NS-150	HRN32-24PS-150



MALE HOSE HEX NIPPLE

Size	Part.no. NPT	Part.no. BSP
1/4"	HON2NS-150	HON2PS-150
3/8"	HON3NS-150	HON3PS-150
1/2"	HON4NS-150	HON4PS-150
3/4"	HON6NS-150	HON6PS-150
1"	HON8NS-150	HON8PS-150
1 1/4"	HON10NS-150	HON10PS-150
1 1/2"	HON12NS-150	HON12PS-150
2"	HON16NS-150	HON16PS-150
2 1/2"	HON20NS-150	HON20PS-150
3"	HON24NS-150	HON24PS-150
4"	HON32NS-150	HON32PS-150



MALE WELD NIPPLE

Size	Part.no. NPT	Part.no. BSP
1/4" , 30mm long	WN2NS-150	WN2PS-150
3/8" , 30mm long	WN3NS-150	WN3PS-150
1/2" , 35mm long	WN4NS-150	WN4PS-150
3/4" , 40mm long	WN6NS-150	WN6PS-150
1" , 40mm long	WN8NS-150	WN8PS-150
1 1/4"	WN10NS-150	WN10PS-150
1 1/2" , 50mm long	WN12NS-150	WN12PS-150
2" , 50mm long	WN16NS-150	WN16PS-150
2 1/2"	WN20NS-150	WN20PS-150
3"	WN24NS-150	WN24PS-150
4"	WN32NS-150	WN32PS-150



MALE BARREL NIPPLE

Size	Part.no. NPT	Part.no. BSP
1/4" , 40mm long	BAN2NS-150	BAN2PS-150
3/8" , 40mm long	BAN3NS-150	BAN3PS-150
1/2" , 100mm long	BAN4NS-150	BAN4PS-150
3/4" , 100mm long	BAN6NS-150	BAN6PS-150
1" , 100mm long	BAN8NS-150	BAN8PS-150
1 1/4" , 80mm long	BAN10NS-150	BAN10PS-150
1 1/2" , 110mm long	BAN12NS-150	BAN12PS-150
2" , 100mm long	BAN16NS-150	BAN16PS-150
2 1/2" , 100mm long	BAN20NS-150	BAN20PS-150
3" , 120mm long	BAN24NS-150	BAN24PS-150
4" , 120mm long	BAN32NS-150	BAN32PS-150

**MALE PARALLEL NIPPLE**

Size		Part.no. BSP
3/8"		PN3PS-150
1/2"		PN4PS-150
3/4"		PN6PS-150
1"		PN8PS-150
1 1/4"		PN10PS-150
1 1/2"		PN12PS-150
2"		PN16PS-150
2 1/2"		PN20PS-150
3"		PN24PS-150

**FEM. X MALE REDUCED ADAPTOR**

Size	Part.no. NPT	Part.no. BSP
1/2" x 1/4"	RA4-2NS-150	RA4-2PS-150
3/4" x 1/2"	RA6-4NS-150	RA6-4PS-150
1" x 1/2"	RA8-4NS-150	RA8-4PS-150
1" x 3/4"	RA8-6NS-150	RA8-6PS-150
1-1/2" x 1"	RA12-8NS-150	RA12-8PS-150
2" x 1"	RA16-8NS-150	RA16-8PS-150
2" x 1-1/4"	RA16-10NS-150	RA16-10PS-150



MALE X FEM. REDUCED BUSHING

Size	Part.no. NPT	Part.no. BSP
1/4" X 1/8"	RB2-1NS-150	RB2-1PS-150
3/8" x 1/4"	RB3-2NS-150	RB3-2PS-150
1/2" x 1/4"	RB4-2NS-150	RB4-2PS-150
1/2" x 3/8"	RB4-3NS-150	RB4-3PS-150
3/4" x 1/4"	RB6-2NS-150	RB6-2PS-150
3/4" x 3/8"	RB6-3NS-150	RB6-3PS-150
3/4" x 1/2"	RB6-4NS-150	RB6-4PS-150
1" x 1/4"	RB8-2NS-150	RB8-2PS-150
1" x 3/8"	RB8-3NS-150	RB8-3PS-150
1" x 1/2"	RB8-4NS-150	RB8-4PS-150
1" x 3/4"	RB8-6NS-150	RB8-6PS-150
1-1/4" x 1/2"	RB10-4NS-150	RB10-4PS-150
1-1/4" x 3/4"	RB10-6NS-150	RB10-6PS-150
1-1/4" x 1"	RB10-8NS-150	RB10-8PS-150
1-1/2" x 1/4"	RB12-2NS-150	RB12-2PS-150
1-1/2" x 1/2"	RB12-4NS-150	RB12-4PS-150
1-1/2" x 3/4"	RB12-6NS-150	RB12-6PS-150
1-1/2" x 1"	RB12-8NS-150	RB12-8PS-150
1-1/2" x 1-1/4"	RB12-10NS-150	RB12-10PS-150
2" x 1/4"	RB16-2NS-150	RB16-2PS-150
2" x 1/2"	RB16-4NS-150	RB16-4PS-150
2" x 3/4"	RB16-6NS-150	RB16-6PS-150
2" X 1"	RB16-8NS-150	RB16-8PS-150
2" x 1-1/4"	RB16-10NS-150	RB16-10PS-150
2" x 1-1/2"	RB16-12NS-150	RB16-12PS-150
2-1/2" x 1"	RB20-8NS-150	RB20-8PS-150
2-1/2" x 1-1/4"	RB20-10NS-150	RB20-10PS-150
2-1/2" x 1-1/2"	RB20-12NS-150	RB20-12PS-150
2-1/2" x 2"	RB20-16NS-150	RB20-16PS-150
3" x 1/2"	RB24-4NS-150	RB24-4PS-150
3" x 3/4"	RB24-6NS-150	RB24-6PS-150
3" x 1"	RB24-8NS-150	RB24-8PS-150
3" x 1-1/4"	RB24-10NS-150	RB24-10PS-150
3" x 1-1/2"	RB24-12NS-150	RB24-12PS-150
3" x 2"	RB24-16NS-150	RB24-16PS-150
3" x 2-1/2"	RB24-20NS-150	RB24-20PS-150
4" x 1/2"	RB32-4NS-150	RB32-4PS-150
4" x 3/4"	RB32-6NS-150	RB32-6PS-150
4" x 1"	RB32-8NS-150	RB32-8PS-150
4" x 1-1/4"	RB32-10NS-150	RB32-10PS-150
4" x 1-1/2"	RB32-12NS-150	RB32-12PS-150
4" x 2"	RB32-16NS-150	RB32-16PS-150
4" x 2-1/2"	RB32-20NS-150	RB32-20PS-150
4" x 3"	RB32-24NS-150	RB32-24PS-150

**FEMALE HEX CAP**

Size	Part.no. NPT	Part.no. BSP
1/4"	CP2NS-150	CP2PS-150
3/8"	CP3NS-150	CP3PS-150
1/2"	CP4NS-150	CP4PS-150
3/4"	CP6NS-150	CP6PS-150
1"	CP8NS-150	CP8PS-150
1-1/4"	CP10NS-150	CP10PS-150
1-1/2"	CP12NS-150	CP12PS-150
2"	CP16NS-150	CP16PS-150
2-1/2"	CP20NS-150	CP20PS-150
3"	CP24NS-150	CP24PS-150
4"	CP32NS-150	CP32PS-150

**FEMALE HEX NUT**

Size	Part.no. NPT	Part.no. BSP
1/4"		NT2PS-150
3/8"		NT3PS-150
1/2"		NT4PS-150
3/4"		NT6PS-150
1"		NT8PS-150
1 1/4"		NT10PS-150
1 1/2"		NT12PS-150
2"		NT16PS-150
2 1/2"		NT20PS-150
3"		NT24PS-150
4"		NT32PS-150



MALE SQUARE PLUG

Size	Part.no. NPT	Part.no. BSP
1/4"	SP2NS-150	SP2PS-150
3/8"	SP3NS-150	SP3PS-150
1/2"	SP4NS-150	SP4PS-150
3/4"	SP6NS-150	SP6PS-150
1"	SP8NS-150	SP8PS-150
1 1/4"	SP10NS-150	SP10PS-150
1 1/2"	SP12NS-150	SP12PS-150
2"	SP16NS-150	SP16PS-150
2 1/2"	SP20NS-150	SP20PS-150
3"	SP24NS-150	SP24PS-150
4"	SP32NS-150	SP32PS-150



MALE HEX PLUG

Size	Part.no. NPT	Part.no. BSP
1/8"	HP1NS-150	HP1PS-150
1/4"	HP2NS-150	HP2PS-150
3/8"	HP3NS-150	HP3PS-150
1/2"	HP4NS-150	HP4PS-150
3/4"	HP6NS-150	HP6PS-150
1"	HP8NS-150	HP8PS-150
1 1/4"	HP10NS-150	HP10PS-150
1 1/2"	HP12NS-150	HP12PS-150
2"	HP16NS-150	HP16PS-150
2 1/2"	HP20NS-150	HP20PS-150
3"	HP24NS-150	HP24PS-150
4"	HP32NS-150	HP32PS-150



FEM. X FEM. UNION SCREWED

Size	Part.no. NPT	Part.no. BSP
1/4"	FFU2NS-150-PTFE	FFU2PS-150-PTFE
3/8"	FFU3NS-150-PTFE	FFU3PS-150-PTFE
1/2"	FFU4NS-150-PTFE	FFU4PS-150-PTFE
3/4"	FFU6NS-150-PTFE	FFU6PS-150-PTFE
1"	FFU8NS-150-PTFE	FFU8PS-150-PTFE
1 1/4"	FFU10NS-150-PTFE	FFU10PS-150-PTFE
1 1/2"	FFU12NS-150-PTFE	FFU12PS-150-PTFE
2"	FFU16NS-150-PTFE	FFU16PS-150-PTFE
2 1/2"	FFU20NS-150-PTFE	FFU20PS-150-PTFE
3"	FFU24NS-150-PTFE	FFU24PS-150-PTFE
4"	FFU32NS-150-PTFE	FFU32PS-150-PTFE

**MALE X FEM. UNION SCREWED**

Size	Part.no. NPT	Part.no. BSP
1/4"	MFU2NS-150-PTFE	MFU2PS-150-PTFE
3/8"	MFU3NS-150-PTFE	MFU3PS-150-PTFE
1/2"	MFU4NS-150-PTFE	MFU4PS-150-PTFE
3/4"	MFU6NS-150-PTFE	MFU6PS-150-PTFE
1"	MFU8NS-150-PTFE	MFU8PS-150-PTFE
1 1/4"	MFU10NS-150-PTFE	MFU10PS-150-PTFE
1 1/2"	MFU12NS-150-PTFE	MFU12PS-150-PTFE
2"	MFU16NS-150-PTFE	MFU16PS-150-PTFE
2 1/2"	MFU20NS-150-PTFE	MFU20PS-150-PTFE
3"	MFU24NS-150-PTFE	MFU24PS-150-PTFE
4"	MFU32NS-150-PTFE	MFU32PS-150-PTFE




FEMALE COUPLING (MUFFE)

Size	Part.no. NPT	Part.no. BSP
1/8"	FC1NS-150	FC1PS-150
1/4"	FC2NS-150	FC2PS-150
3/8"	FC3NS-150	FC3PS-150
1/2"	FC4NS-150	FC4PS-150
3/4"	FC6NS-150	FC6PS-150
1"	FC8NS-150	FC8PS-150
1 1/4"	FC10NS-150	FC10PS-150
1 1/2"	FC12NS-150	FC12PS-150
2"	FC16NS-150	FC16PS-150
2 1/2"	FC20NS-150	FC20PS-150
3"	FC24NS-150	FC24PS-150
4"	FC32NS-150	FC32PS-150

FEMALE COUPLING HEX

Size	Part.no. NPT
1/2"	FCH4NS-150
3/4"	FCH6NS-150
1"	FCH8NS-150



FEMALE HALF COUPLING

Size	Part.no. NPT	Part.no. BSP
1/4" NPT	HC2NS-150	HC2PS-150
3/8" NPT	HC3NS-150	HC3PS-150
1/2" NPT	HC4NS-150	HC4PS-150
3/4" NPT	HC6NS-150	HC6PS-150
1" NPT	HC8NS-150	HC8PS-150
1 1/4" NPT	HC10NS-150	HC10PS-150
1 1/2" NPT	HC12NS-150	HC12PS-150
2" NPT	HC16NS-150	HC16PS-150
2 1/2" NPT	HC20NS-150	HC20PS-150
3" NPT	HC24NS-150	HC24PS-150
4" NPT	HC32NS-150	HC32PS-150



FEMALE REDUCED COUPLING

Size	Part.no. NPT	Part.no. BSP
3/8" x 1/4"	FRC3-2NS-150	FRC3-2PS-150
1/2" x 1/4"	FRC4-2NS-150	FRC4-2PS-150
1/2" x 3/8"	FRC4-3NS-150	FRC4-3PS-150
3/4" x 1/4"	FRC6-2NS-150	FRC6-2PS-150
3/4" x 3/8"	FRC6-3NS-150	FRC6-3PS-150
3/4" x 1/2"	FRC6-4NS-150	FRC6-4PS-150
1" x 3/8"	FRC8-3NS-150	FRC8-3PS-150
1" x 1/2"	FRC8-4NS-150	FRC8-4PS-150
1" x 3/4"	FRC8-6NS-150	FRC8-6PS-150
1 1/4" x 1/2"	FRC10-4NS-150	FRC10-4PS-150
1 1/4" x 3/4"	FRC10-6NS-150	FRC10-6PS-150
1 1/4" x 1"	FRC10-8NS-150	FRC10-8PS-150
1 1/2" x 1/2"	FRC12-4NS-150	FRC12-4PS-150
1 1/2" x 3/4"	FRC12-6NS-150	FRC12-6PS-150
1 1/2" x 1"	FRC12-8NS-150	FRC12-8PS-150
1 1/2" x 1 1/4"	FRC12-10NS-150	FRC12-10PS-150
2" x 1/2"	FRC16-4NS-150	FRC16-4PS-150
2" x 3/4"	FRC16-6NS-150	FRC16-6PS-150
2" x 1"	FRC16-8NS-150	FRC16-8PS-150
2" x 1 1/4"	FRC16-10NS-150	FRC16-10PS-150
2" x 1 1/2"	FRC16-12NS-150	FRC16-12PS-150
2 1/2" x 1 1/4"	FRC20-10NS-150	FRC20-10PS-150
2 1/2" x 1 1/2"	FRC20-12NS-150	FRC20-12PS-150
2 1/2" x 2"	FRC20-16NS-150	FRC20-16PS-150
3" x 1"	FRC24-8NS-150	FRC24-8PS-150
3" x 2"	FRC24-16NS-150	FRC24-16PS-150
4" x 1"	FRC32-16NS-150	FRC32-16PS-150



MALE BARRELL HOSE NIPPLE

Size	Part.no. NPT	Part.no. BSP
1/4"	BHN2NS-150	BHN2PS-150
3/8"	BHN3NS-150	BHN3PS-150
1/2"	BHN4NS-150	BHN4PS-150
3/4"	BHN6NS-150	BHN6PS-150
1"	BHN8NS-150	BHN8PS-150
1 1/4"	BHN10NS-150	BHN10PS-150
1 1/2"	BHN12NS-150	BHN12PS-150
2"	BHN16NS-150	BHN16PS-150
2 1/2"	BHN20NS-150	BHN20PS-150
3"	BHN24NS-150	BHN24PS-150
4"	BHN32NS-150	BHN32PS-150



BLIND FLANGE - ANSI 316

Part. no	Pressure	Connection	Description
FLB-RF1S-015	ANSI 150	1/2" RF	ANSI B16.5, ASTM A182
FLB-RF1S-020	ANSI 150	3/4" RF	ANSI B16.5, ASTM A182
FLB-RF1S-025	ANSI 150	1" RF	ANSI B16.5, ASTM A182
FLB-RF1S-032	ANSI 150	1-1/4" RF	ANSI B16.5, ASTM A182
FLB-RF1S-040	ANSI 150	1-1/2" RF	ANSI B16.5, ASTM A182
FLB-RF1S-050	ANSI 150	2" RF	ANSI B16.5, ASTM A182
FLB-RF1S-065	ANSI 150	2-1/2" RF	ANSI B16.5, ASTM A182
FLB-RF1S-080	ANSI 150	3" RF	ANSI B16.5, ASTM A182
FLB-RF1S-100	ANSI 150	4" RF	ANSI B16.5, ASTM A182
FLB-RF1S-150	ANSI 150	6" RF	ANSI B16.5, ASTM A182
FLB-RF1S-200	ANSI 150	8" RF	ANSI B16.5, ASTM A182
FLB-RF3S-015	ANSI 300	1/2" RF	ANSI B16.5, ASTM A182
FLB-RF3S-020	ANSI 300	3/4" RF	ANSI B16.5, ASTM A182
FLB-RF3S-025	ANSI 300	1" RF	ANSI B16.5, ASTM A182
FLB-RF3S-032	ANSI 300	1-1/4" RF	ANSI B16.5, ASTM A182
FLB-RF3S-040	ANSI 300	1-1/2" RF	ANSI B16.5, ASTM A182
FLB-RF3S-050	ANSI 300	2" RF	ANSI B16.5, ASTM A182
FLB-RF3S-065	ANSI 300	2-1/2" RF	ANSI B16.5, ASTM A182
FLB-RF3S-080	ANSI 300	3" RF	ANSI B16.5, ASTM A182
FLB-RF3S-100	ANSI 300	4" RF	ANSI B16.5, ASTM A182

Other classes on request.



THREADED FLANGE – ANSI 316, NPT - CLASS 300

Part. no	Pressure	Connection	Description
FLT-RF3S-015	ANSI 300	1/2" RF	ANSI B16.5, ASTM A182, NPT
-020	ANSI 300	3/4" RF	ANSI B16.5, ASTM A182, NPT
-025	ANSI 300	1" RF	ANSI B16.5, ASTM A182, NPT
-032	ANSI 300	1 1/4" RF	ANSI B16.5, ASTM A182, NPT
-040	ANSI 300	1 1/2" RF	ANSI B16.5, ASTM A182, NPT
-050	ANSI 300	2" RF	ANSI B16.5, ASTM A182, NPT
-080	ANSI 300	3" RF	ANSI B16.5, ASTM A182, NPT



THREADED FLANGE - ANSI 316 - NPT – CLASS 150

Part. no	Pressure	Connection	Description
FLT-RF1S-015	ANSI 150	1/2" RF	ANSI B16.5, ASTM A182, NPT
FLT-RF1S-020	ANSI 150	3/4" RF	ANSI B16.5, ASTM A182, NPT
FLT-RF1S-025	ANSI 150	1" RF	ANSI B16.5, ASTM A182, NPT
FLT-RF1S-032	ANSI 150	1-1/4" RF	ANSI B16.5, ASTM A182, NPT
FLT-RF1S-040	ANSI 150	1-1/2" RF	ANSI B16.5, ASTM A182, NPT
FLT-RF1S-050	ANSI 150	2" RF	ANSI B16.5, ASTM A182, NPT
FLT-RF1S-065	ANSI 150	2-1/2" RF	ANSI B16.5, ASTM A182, NPT
FLT-RF1S-080	ANSI 150	3" RF	ANSI B16.5, ASTM A182, NPT
FLT-RF1S-100	ANSI 150	4" RF	ANSI B16.5, ASTM A182, NPT

**WELD NECK FLANGE - ANSI 316L**

Part. no	Pressure	Connection	Description
FLWN-RF1S-015	ANSI 150	1/2" RF	ASME B16.5, SCH.10S
FLWN-RF1S-020	ANSI 150	3/4" RF	ASME B16.5, SCH.10S
FLWN-RF1S-025	ANSI 150	1" RF	ASME B16.5, SCH.10S
FLWN-RF1S-032	ANSI 150	1-1/4" RF	ASME B16.5, SCH.10S
FLWN-RF1S-040	ANSI 150	1-1/2" RF	ASME B16.5, SCH.10S
FLWN-RF1S-050	ANSI 150	2" RF	ASME B16.5, SCH.10S
FLWN-RF1S-065	ANSI 150	2-1/2" RF	ASME B16.5, SCH.10S
FLWN-RF1S-080	ANSI 150	3" RF	ASME B16.5, SCH.10S
FLWN-RF1S-100	ANSI 150	4" RF	ASME B16.5, SCH.10S

ANSI 300, 600, 900, 1500, 2500 on request.

Other sizes – up to 24" on request.

Other Schedules on request. Sch 40S, Sch 80S, Sch 160S etc

**BLIND FLANGE TYPE B - DIN 316**

Part. no	Pressure	Connection	Description
FLB-PN10-40S-015	PN10/16/40	DN15	
FLB-PN10-40S-020	PN10/16/40	DN20	
FLB-PN10-40S-025	PN10/16/40	DN25	
FLB-PN10-40S-032	PN10/16/40	DN32	
FLB-PN10-40S-040	PN10/16/40	DN40	
FLB-PN10-16S-050	PN10/16	DN50	
FLB-PN10-16S-065	PN10/16	DN65	
FLB-PN10-16S-080	PN10/16	DN80	
FLB-PN10-16S-100	PN10/16	DN100	
FLB-PN10-16S-125	PN10/16	DN125	
FLB-PN10-16S-150	PN10/16	DN150	

**THREADED FLANGE - DIN 316**

Part. no	Pressure	Connection	Description
FLT-PN10-40S-015	PN10/16/40	DN15	
FLT-PN10-40S-020	PN10/16/40	DN20	
FLT-PN10-40S-025	PN10/16/40	DN25	
FLT-PN10-40S-032	PN10/16/40	DN32	
FLT-PN10-40S-040	PN10/16/40	DN40	
FLT-PN10-16S-050	PN10/16	DN50	
FLT-PN10-16S-065	PN10/16	DN65	
FLT-PN10-16S-080	PN10/16	DN80	
FLT-PN10-16S-100	PN10/16	DN100	

AVAILABLE FROM STOCK

WELD NECK FLANGE - DIN 316L



SLIP-ON FLANGE - DIN 316



LAP JOINT FLANGE - DIN 316



BLIND FLANGE TYPE E - DIN 316



CGF, GASKET FOR ANSI & DIN



STUD BOLT for ANSI & DIN
SGB - Hot Dip Galv

SBS - 316



Sealing tape





TUBING - ASTM A269 / A213 SEAMLESS 316

Part. no	Pressure	Connection	Description
TL-6M-1.0-S	420 BAR	6mm OD	WT = 1,0 mm
TL-6M-1.5-S	670 BAR	6mm OD	WT = 1,5 mm
TL-8M-1.0-S	310 BAR	8mm OD	WT = 1,0 mm
TL-8M-1.5-S	490 BAR	8mm OD	WT = 1,5 mm
TL-10M-1.0-S	240 BAR	10mm OD	WT = 1,0 mm
TL-10M-1.5-S	380 BAR	10mm OD	WT = 1,5 mm
TL-10M-2.0-S	450 BAR	10mm OD	WT = 2,0 mm
TL-12M-1.0-S	200 BAR	12mm OD	WT = 1,0 mm
TL-12M-1.5-S	310 BAR	12mm OD	WT = 1,5 mm
TL-12M-2.0-S	430 BAR	12mm OD	WT = 2,0 mm
TL-16M-1.5-S	240 BAR	16mm OD	WT = 1,5 mm
TL-16M-2.0-S	330 BAR	16mm OD	WT = 2,0 mm
TL-20M-2.0-S	260 BAR	20mm OD	WT = 2,0 mm
TL-20M-2.5-S	330 BAR	20mm OD	WT = 2,5 mm
TL-25M-2.0-S	200 BAR	25mm OD	WT = 2,0 mm
TL-25M-2.5-S	260 BAR	25mm OD	WT = 2,5 mm
TL-2-028-S	8500 PSI	1/8" OD	WT = 0,028"
TL-4-035-S	5100 PSI	1/4" OD	WT = 0,035"
TL-4-049-S	7500 PSI	1/4" OD	WT = 0,049"
TL-4-065-S	10200 PSI	1/4" OD	WT = 0,065"
TL-6-035-S	3300 PSI	3/8" OD	WT = 0,035"
TL-6-049-S	4800 PSI	3/8" OD	WT = 0,049"
TL-6-065-S	6500 PSI	3/8" OD	WT = 0,065"
TL-8-035-S	2400 PSI	1/2" OD	WT = 0,035"
TL-8-049-S	3500 PSI	1/2" OD	WT = 0,049"
TL-8-065-S	4700 PSI	1/2" OD	WT = 0,065"
TL-12-065-S	3300 PSI	3/4" OD	WT = 0,065"
TL-12-083-S	4200 PSI	3/4" OD	WT = 0,083"
TL-16-065-S	2400 PSI	1" OD	WT = 0,065"
TL-16-083-S	3100 PSI	1" OD	WT = 0,083"
TL-16-095-S	3600 PSI	1" OD	WT = 0,095"
TL-16-120-S	4700 PSI	1" OD	WT = 0,120"

High Pressure Tubing

Part. no	Pressure	Connection	Description
10-9A4-316	10 000 PSI	1/4" OD	1/8" ID
10-9A6-316	10 000 PSI	3/8" OD	1/4" ID
10-9M9-316	10 000 PSI	9/16" OD	0,359" ID
10-9M12-316	10 000 PSI	3/4" OD	0,516" ID
10-9M16-316	10 000 PSI	1" OD	0,688" ID
15-9A1-006-316	15 000 PSI	1/16" OD	0,006" ID
15-9A1-030-316	15 000 PSI	1/16" OD	0,030" ID
15-9A2-316	15 000 PSI	1/8" OD	0,060" ID
20-9M4-316	20 000 PSI	1/4" OD	0,109" ID
20-9M6-316	20 000 PSI	3/8" OD	0,208" ID
20-9M9-316	20 000 PSI	9/16" OD	0,312" ID
20-9M12-316	20 000 PSI	3/4" OD	0,438" ID
20-9M16-316	20 000 PSI	1" OD	0,568" ID
30-9H2-316	30 000 PSI	1/8" OD	0,040" ID
30-9H16-316	30 000 PSI	1" OD	0,437" ID
40-9H9-316	40 000 PSI	9/16" OD	1/4" ID
60-9H2-31	60 000 PSI	1/8" OD	0,020" ID
60-9H4-316	60 000 PSI	1/4" OD	0,83" ID
60-9H6-316	60 000 PSI	3/8" OD	1/8" ID
60-9H9-316	60 000 PSI	9/16" OD	3/16" ID